

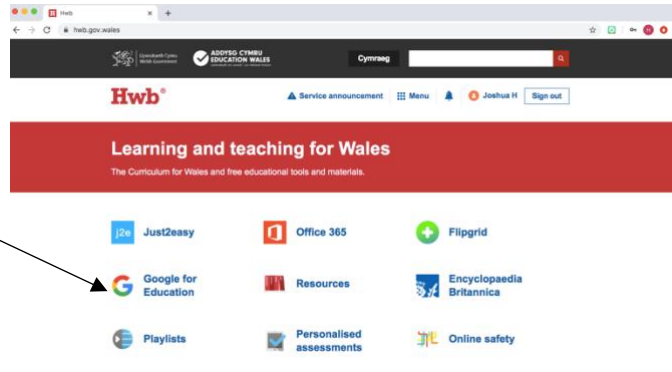
## Logging in to Google Classroom from home

Step 1 : Visit [www.hwb.gov.uk](http://www.hwb.gov.uk) and sign in using your HWB account (these have been sent home with all KS2 children)

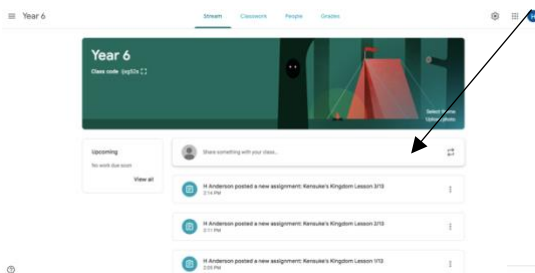
Step 2: Click Google for Education on the launch page

Step 3: It will now prompt you to log in again, use your HWB account information again

Step 4: Click your classroom to join!



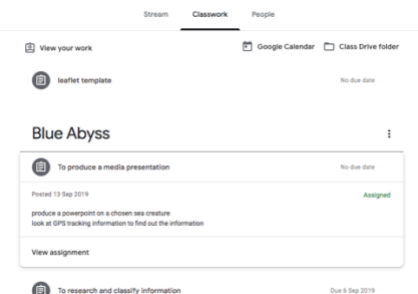
Step 5: On the launch page of your classroom you will see a stream where you can see messages from your teachers and share your own messages with your classmates



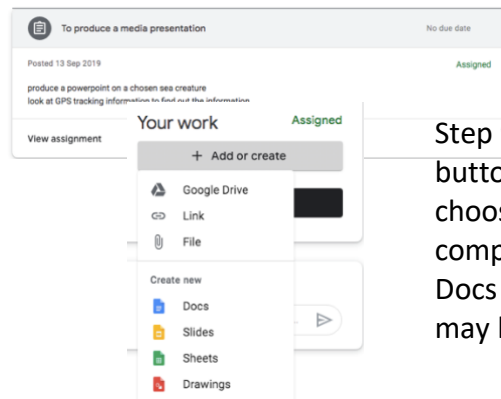
Step 6: To see work which your Teacher has set click "Classwork" at the top of the page above the banner.



Step 7: Here you will see all of the tasks which have been set by your Teacher.



Step 8: To complete a piece of work click "View Assignment"



Step 9: Press the "Add or create" button which will allow you to choose how you would like to complete the work e.g. using Google Docs or by uploading a file which may be an image of your work!